




Welcome to English Country Dance (ECD)




WHAT YOU NEED TO KNOW

Susan English, February 2018

The Hall



up



across



down



Roles

➤ Dance leader or caller

➤ Musicians

➤ Partners

men = gents = lead
women = ladies = follow

➤ Neighbors

ones = actives
twos = inactives



Forming Sets

➤ *Find a partner and form _____*

- longways sets
- 3-couple sets
- squares
- big circle
- other



Forming a Longways Set

- couples line up facing the music
- take hands four from the top
- identify ones & twos
- identify first and second corners

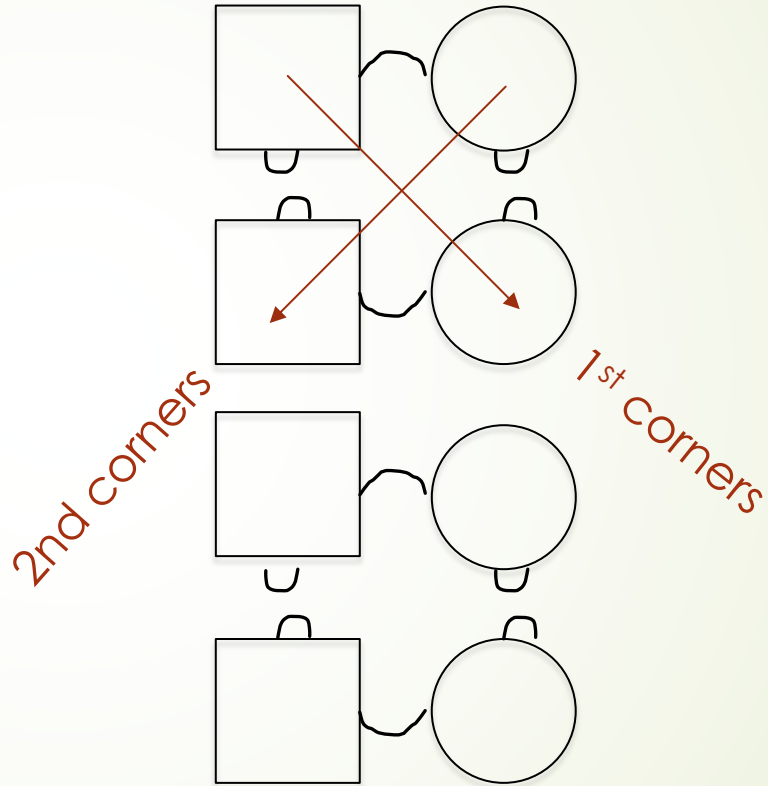
A Longways Set (hands four)

ones

twos

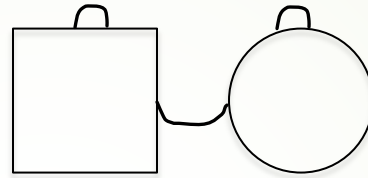
ones

twos

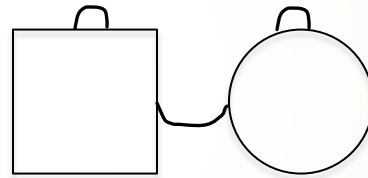


Three Couples Longways

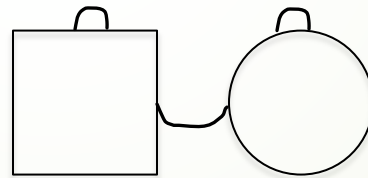
1st couple



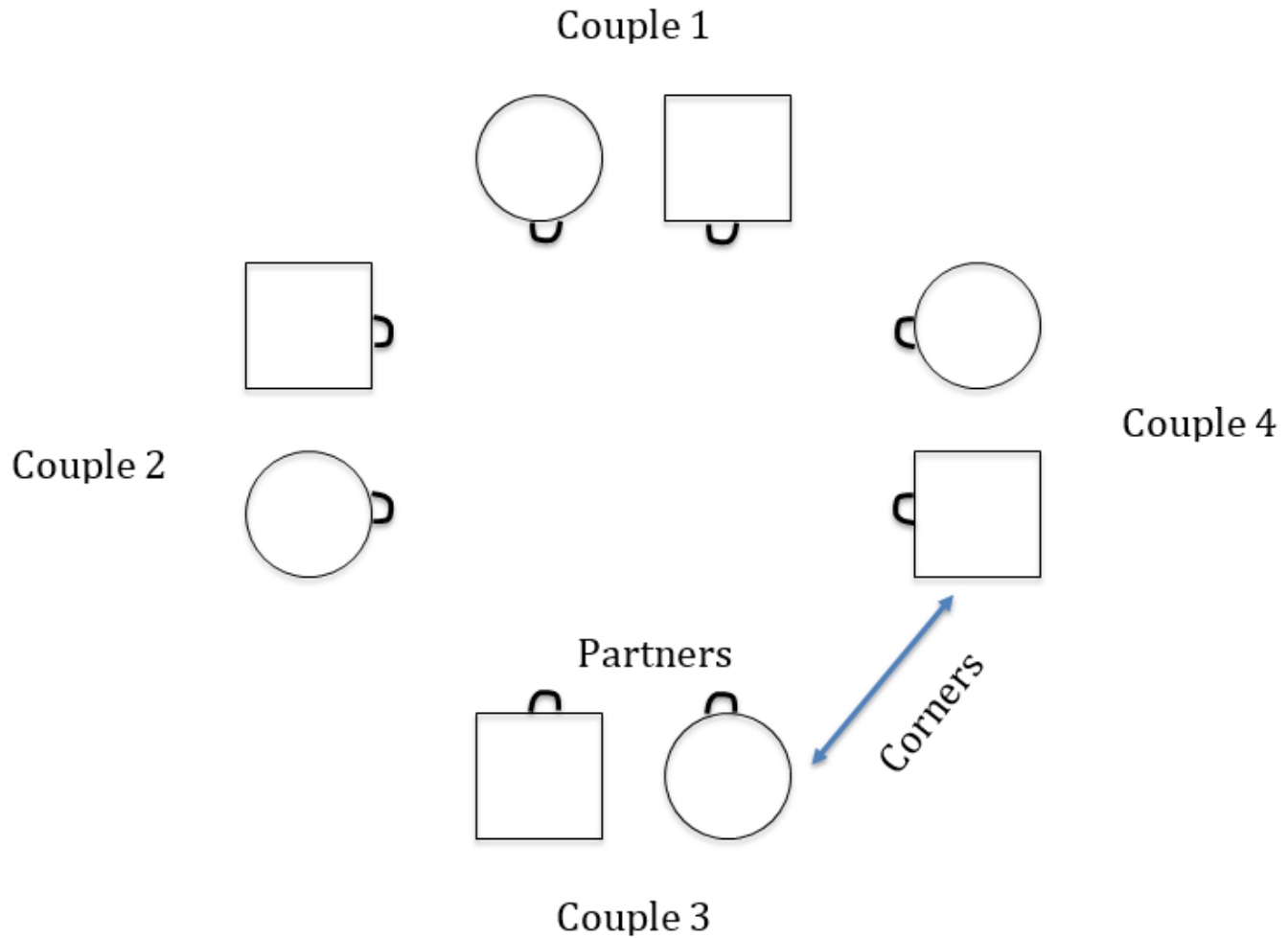
2nd couple



3rd couple



A Square or Quadrille



Example of Music

KNOLE PARK

Duple minor longways

AA BB ad lib MM $\text{♩} = 112$

A. Simons, 1961

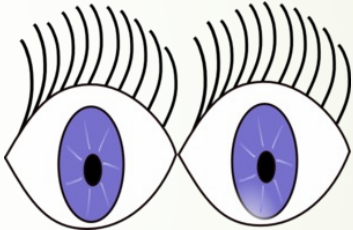
d: Voight, *Selection* (Wheatstone), 1809; m: Bishop, *Six New Minuets* (L & B), 1788

The musical score consists of two staves of music in 2/4 time, with a key signature of one sharp (F#). The first staff is labeled 'A' and the second staff is labeled 'B'. Below each staff are chord diagrams for the notes: D, Em, A, D, G, A7, D for staff A; and D, A7, Em, A, G, D, A7, D, Em, A7, D for staff B.

- A1 1-4 Circle four-hands once around.
5-6 1st corners change places.
7-8 2nd corners change places.
- A2 1-8 Repeat A1 to place.
- B1 1-8 1st couple lead down center, lead back, and cast down one place, 2nd couple moving up.
- B2 1-8 Whole poussette counter-clockwise, 1st man {in 2nd place} pushing.

Remember

1. Lady on the RIGHT.

2. Dance with your 

3. Use all the space you have.


4. Use all the music.



How to Help New Dancers

#1

Invite them to
partner with you.





#2

Be in the right place
at the right time.



#3

Give the caller and
band
your undivided
attention.

